

Ordering Nieu doors for PAX cabinets is as easy as:

- 1** Determine your door size, style & finish
- 2** Enter your details on online order form
Include PAX hinge boring specifications
- 3** Order and enjoy!

Select from:

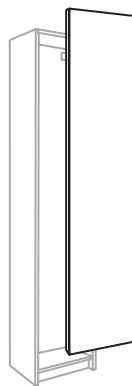
- 20+ Door Styles 
- 15 Colours 
- DIY Options 

To price your PAX doors, use our online order form!



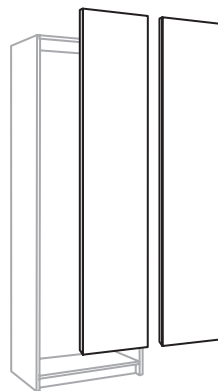
These are recommended door sizes for PAX frames. However, please **double check your measurements** and **confirm your product needs** prior to placing your order.

for PAX frame: 19 5/8" x 79 1/8"
50 cm x 201 cm



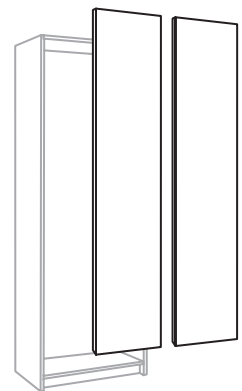
Order **1** door
19 1/2" x 76 1/2"

for PAX frame: 29 1/2" x 79 1/8"
75 cm x 201 cm



Order **2** doors
14 5/8" x 76 1/2"

for PAX frame: 39 1/4" x 79 1/8"
100 cm x 201 cm



Order **2** doors
19 1/2" x 76 1/2"

To use PAX
Komplement hinges

- Select 3 hinges / door
- Write in 'Notes' Field for each door:
'Drill for PAX Komplement Hinges'.

For a built-in look

Consider adding panels, toe kicks, and filler pieces!

Toekick & Filler: 95" x 5" (trim on-site)

Suggested Cover Panel Dimensions:

Regular depth: 23 11/16" x 79 3/16"

Shallow depth: 14 13/16" x 79 3/16"

Or order a custom sized panel



Helpful Tip

- Use the IKEA PAX planner to plan your interiors and add doors to see if there's a conflict with hinges.



Book a call with us if:

- Custom door sizing
- Custom hinge locations required
- Non-standard configuration

Ordering Nieu doors for PAX cabinets is as easy as:

1 Determine
your door size,
style & finish

2 Enter
your details on
online order form

Include PAX hinge
boring specifications

3 Order
and enjoy!

Select from:

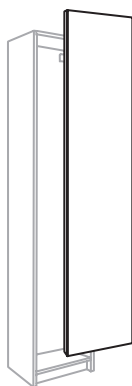
- 20+ Door Styles
- 15 Colours
- DIY Options

To price your PAX doors,
use our online order form!



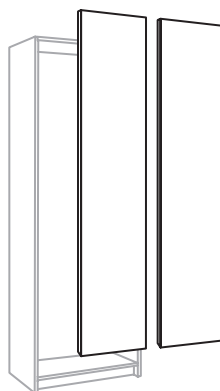
These are recommended door sizes for PAX frames. However, please **double check** your measurements and **confirm your product needs** prior to placing your order.

for PAX frame: 19 5/8" x 92 7/8"
50 cm x 236 cm



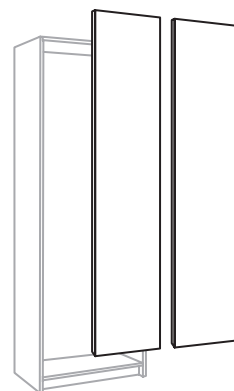
Order **1** door
19 1/2" x 90 3/8"

for PAX frame: 29 1/2" x 92 7/8"
75 cm x 236 cm



Order **2** doors
14 5/8" x 90 3/8"

for PAX frame: 39 1/4" x 92 7/8"
100 cm x 236 cm



Order **2** doors
19 1/2" x 90 3/8"

To use PAX
Komplement hinges

- Select 4 hinges / door
- Write in 'Notes' Field for each door:
'Drill for PAX Komplement Hinges'.

For a built-in look

Consider adding panels, toe kicks, and filler pieces!

Toe-kick & Filler: 95" x 5" (trim on-site)

Suggested Cover Panel Dimensions:

Regular depth: 23 11/16" x 92 15/16"

Shallow depth: 14 13/16" x 92 15/16"

Or order a custom sized panel



Helpful Tip

- Use the IKEA PAX planner to plan your interiors and add doors to see if there's a conflict with hinges.



Book a call with us if:

- Custom door sizing
- Custom hinge locations required
- Non-standard configuration

